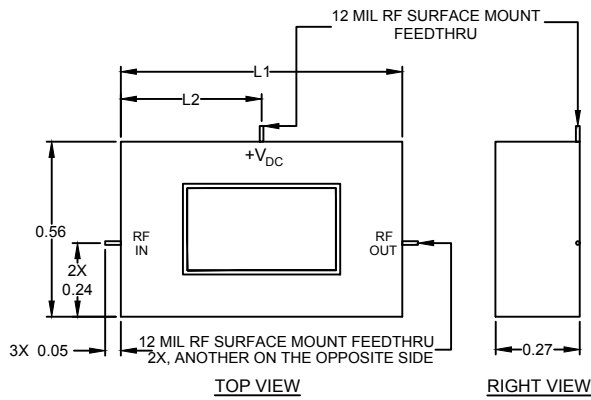
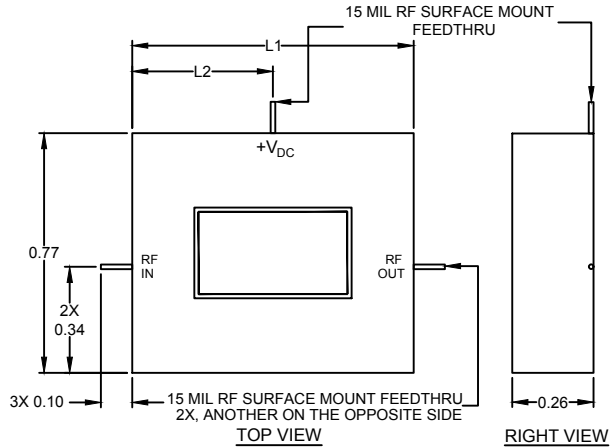


CSMH SERIES



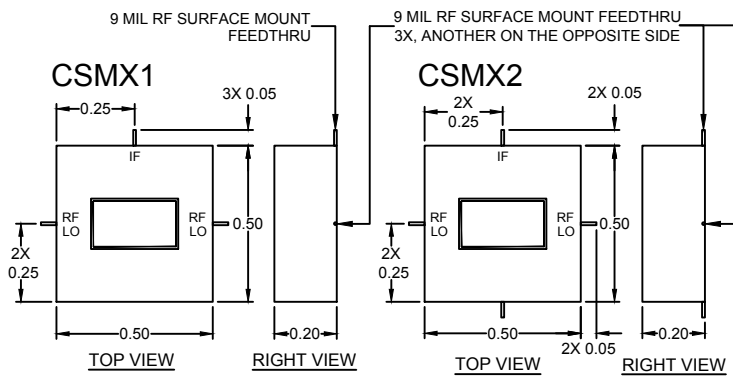
CASE TYPE	DIMENSIONS	
	L1	L2
CSMH - 2	.680	.340
CSMH - 3	.903	.451
CSMH - 4	1.126	.563
CSMH - 5	1.349	.675
CSMH - 6	1.572	.786

CSML SERIES

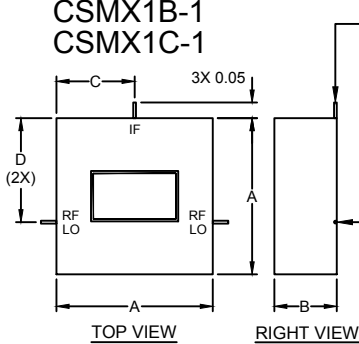


CASE TYPE	DIMENSIONS	
	L1	L2
CSML - 2	.680	.340
CSML - 3	.903	.451
CSML - 4	1.126	.563
CSML - 5	1.349	.675
CSML - 6	1.572	.786

CSMX SERIES



CSMX1A-1
CSMX1B-1
CSMX1C-1



CASE TYPE	DIMENSIONS			
	A	B	C	D
CSMXA-1	.50	.20	.25	.33
CSMXB-1	.59	.24	.295	.39
CSMXC-1	.43	.20	.22	.29

CSI SERIES

