

**SERIES MCX-75
RF COAXIAL CONNECTORS**



Series MCX-75 is super small snap-on style RF coaxial connector, The advantages are convenience in insertion and withdrawal and reliable in vibration resistance.

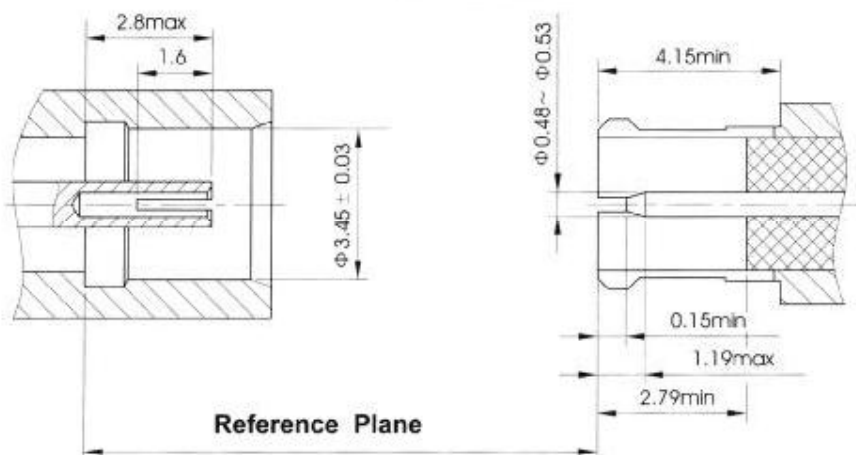
Key performance

- Characteristic impedance: 75 Ω
- Frequency range: 0~2GHz
- Contact resistance:
 - Center conductor: ≤4.0m Ω
 - Out conductor : ≤2.0m Ω
- Insulation resistance : ≥1000M Ω
- Insulator voltage withstanding : 750V
- VSWR : ≤1.30
- Connector durability : 500
- Applicable spec/std: IEC1169-36

Material

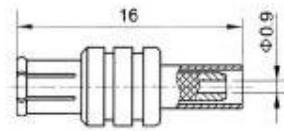
- Center contacts:
 - Male---brass, gold plated.
 - Female---beryllium copper, gold plated
- Bodies and other metal parts:
 - brass, gold plated
- Insulators: Teflon
- Crimp ferrule: copper, nickel plated.
- Gasket and seal rings: silicone rubber
- Heat-shrink tubing: thermofit plastic.

Interface Dimensions

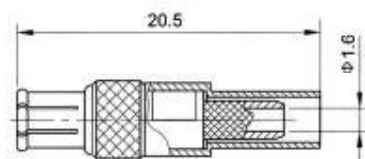


MCX-75 SERIES

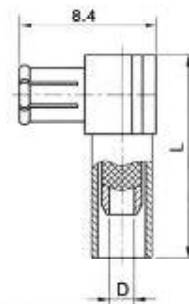
CERNEXWAVE



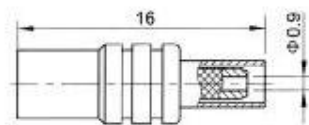
Type	part number	suitable cable	Note
MCX-75J2	5810-6500	2	



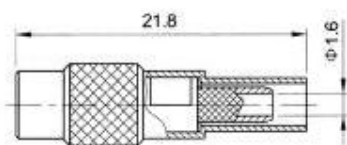
Type	part number	suitable cable	Note
MCX-75J3	5810-6501	3	



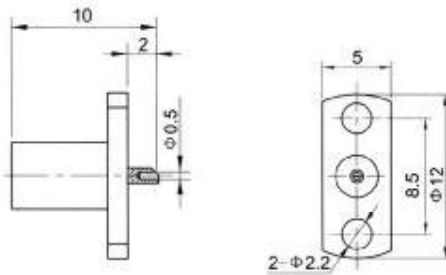
Type	part number	suitable cable	L	D	Note
MCX-75JW2	5830-6500	2	11.1	$\phi 0.9$	
MCX-75JW3	5830-6501	3	13.1	$\phi 1.6$	



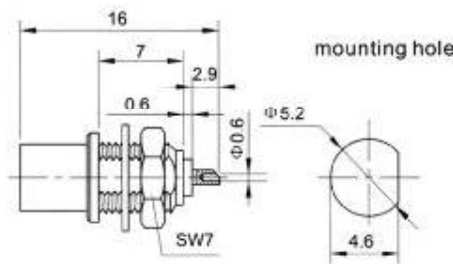
Type	part number	suitable cable	Note
MCX-75K2	5820-6500	2	



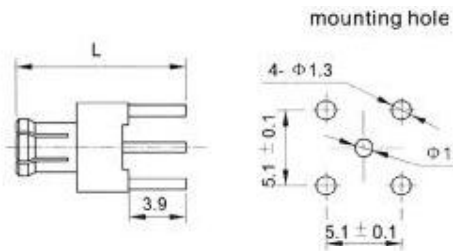
Type	part number	suitable cable	Note
MCX-75K3	5820-6501	3	



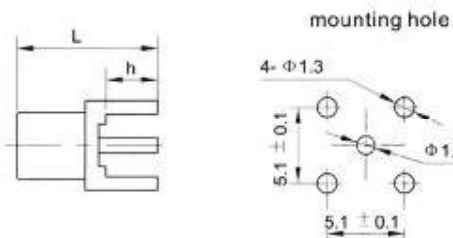
Type	part number	Note
MCX-75KF	5820-1900	



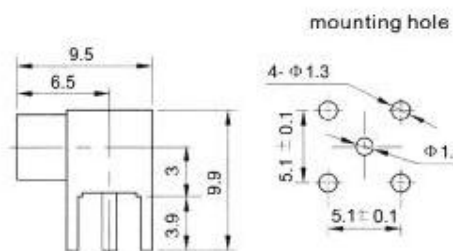
Type	part number	Note
MCX-75KY	5820-2900	



Type	part number	L	Note
MCX-75JHD	5810-5800	9.7	
MCX-75JHD1	5810-5801	11.5	



Type	part number	L	h	Note
MCX-75KHD	5820-5800	8.3	2.4	
MCX-75KHD1	5820-5801	11.3	3.9	
MCX-75KHD2	5820-5802	9.3	3.4	



Type	part number	Note
MCX-75KWHD	5840-6800	