


**SERIES DS
RF COAXIAL CONNECTORS**



DS series is used as a contact in the D-Sub series of multi-pin connectors when it is necessary to run DC and RF signals through the same junction.

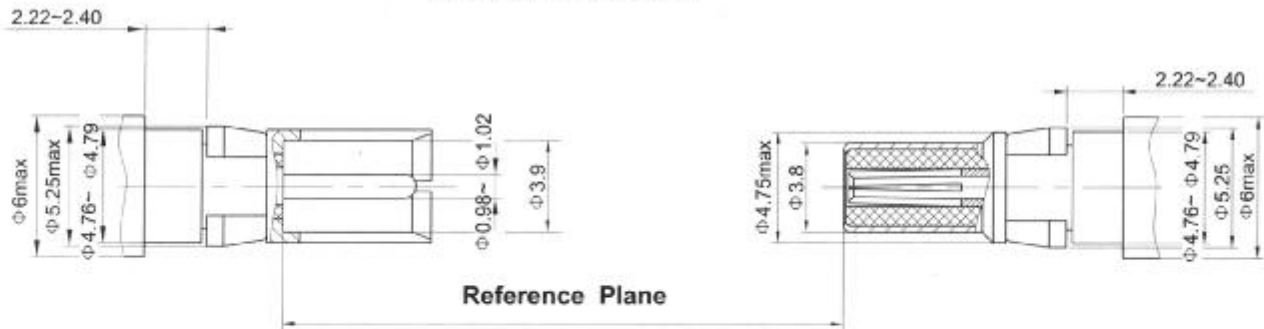
Key performance

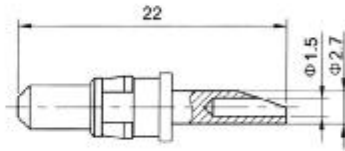
- Characteristic Impedance : 50 Ω
- Frequency range : 0~1GHz
- Contact resistance :
 - Center conductor $\leq 6.0m\ \Omega$
 - Out conductor $\leq 2.0m\ \Omega$
- Insulation resistance : $\geq 500M\ \Omega$
- Insulator voltage withstanding : 500V
- VSWR : ≤ 1.30
- Connector durability : 500 cycles
- Applicable spec/std : MIL-C-24308

Material

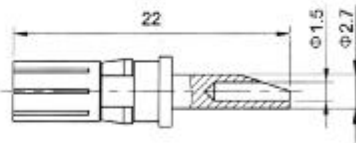
- Center contacts:
 - Male---brass, gold plated.
 - Female---beryllium copper, gold plated
- Bodies and other metal parts:
 - brass, gold plated
- Insulators: Teflon
- Crimp ferrule: copper, nickel plated.
- Gasket and seal rings: silicone rubber
- Heat-shrink tubing: thermofit plastic.

Interface Dimensions





Type	part number	Note
DS-JY	1310-6900	high-voltaic plug



Type	part number	Note
DS-KY	1320-6900	high-voltaic jack