


SERIES MMCX RF COAXIAL CONNECTORS



MMCX connectors are intended for use when the smallest possible physical size is required the non slotted etc. Outer contact provides low R.F. leakage while the snap-on coupling mechanism ensures that the electrical parameters are reproduced at every mating.

Key performance

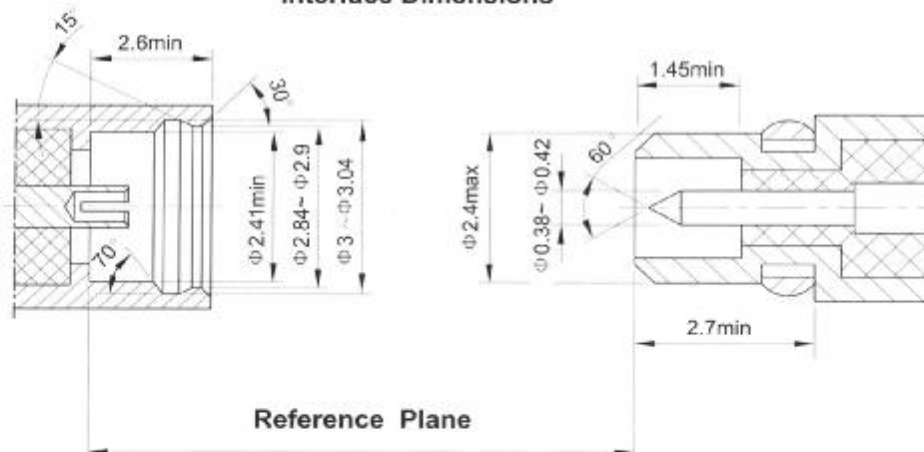
Characteristic Impedance : 50 Ω
 Frequency range : 0–6 GHz
 Contact resistance :
 Center conductor ≤ 10.0m Ω
 Out conductor ≤ 5.0m Ω
 Insulation resistance : ≥ 500M Ω
 Insulator voltage withstanding : 500V
 VSWR : ≤ 1.25
 Connector durability : 500 cycles

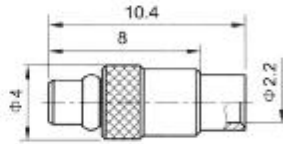
Material

Center contacts:
 Male—brass, gold plated.
 Female—beryllium copper, gold plated
 Bodies and other metal parts:
 brass, gold plated
 Insulators: Teflon
 Crimp ferrule: copper, nickel plated.
 Gasket and seal rings: silicone rubber
 Heat-shrink tubing: thermofit plastic.

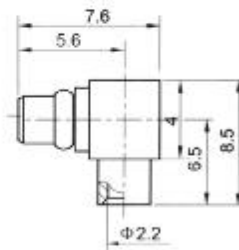
Application spec/std.: GJB681A/MIL-C-39012)/CECC22340

Interface Dimensions

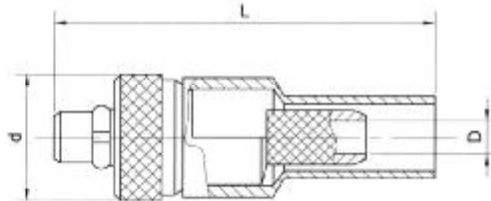




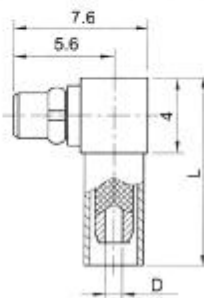
Type	part number	suitable cable	Note
MMCX-JB2	1510-6600	B2	



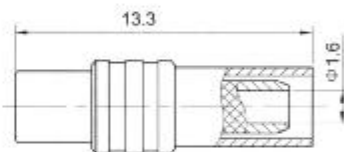
Type	part number	suitable cable	Note
MMCX-JWB2	1530-6600	B2	



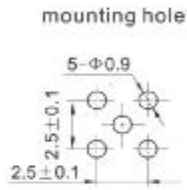
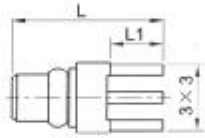
Type	part number	suitable cable	L	d	D	Note
MMCX-J2	1510-6500	2	11.8	Φ3.5	Φ0.9	
MMCX-J3	1510-6501	3	18.3	Φ6	Φ1.6	



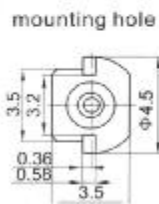
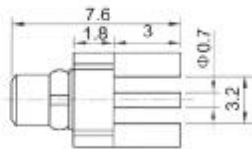
Type	part number	suitable cable	L	D	Note
MMCX-JW2	1530-6500	2	10.5	Φ0.9	
MMCX-JW3	1530-6501	3	11.6	Φ1.6	



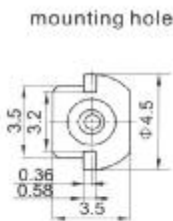
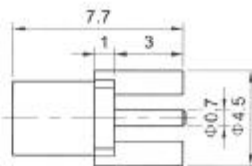
Type	part number	suitable cable	Note
MMCX-K3	1520-6500	3	



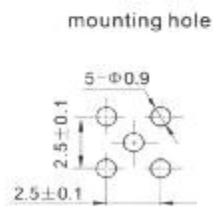
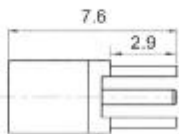
Type	part number	L	L1	Note
MMCX-JHD	1510-5800	7.7	2.9	
MMCX-JHD1	1510-5801	8.7	3.9	



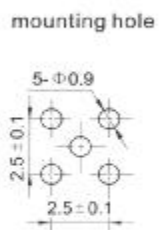
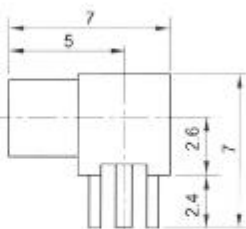
Type	part number	Note
MMCX-JHD2	1510-5802	



Type	part number	Note
MMCX-KHD1	1520-5801	



Type	part number	Note
MMCX-KHD2	1520-5802	



Type	part number	Note
MMCX-KWHD	1540-5800	