


**SERIES SMC
RF COAXIAL CONNECTORS**



SMC connectors are used in applications requiring rapid connection and disconnection even where space is limited. The inside structure of the SMC is same as SMB. The SMC connector is recommended for rack and panel applications up to 11 GHz.

Key performance

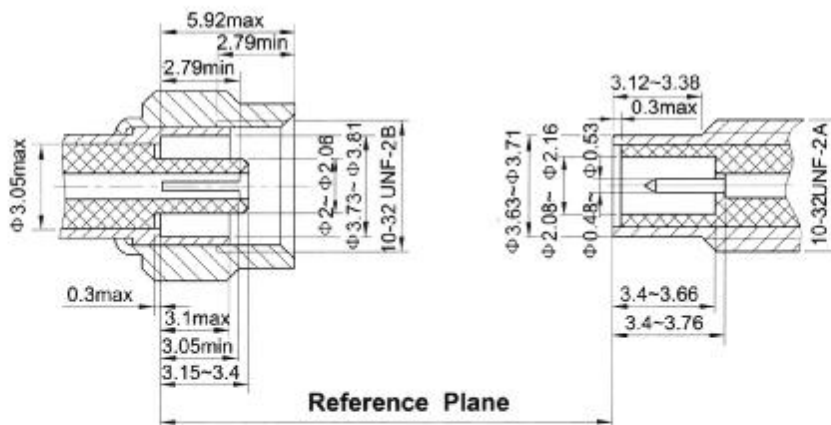
- Characteristic Impedance : 50 Ω
- Frequency range : 0~11GHz
- Contact resistance :
 - Center conductor ≤ 6.0m Ω
 - Out conductor ≤ 1.0m Ω
- Insulation resistance : ≥ 1000M Ω
- Insulator voltage withstanding : 750V
- VSWR : ≤ 1.30
- Connector durability : 500 cycles

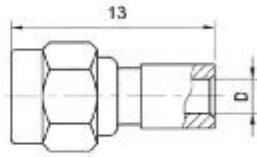

Applicable spec/std : MIL-C-39012

Material

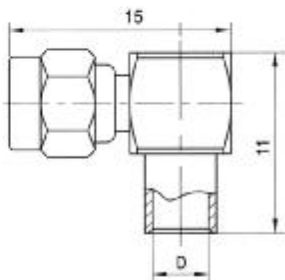

- Center contacts:
 - Male---brass, gold plated.
 - Female---beryllium copper, gold plated
- Bodies other metal parts:
 - brass, gold plated
- Insulators: Teflon
- Crimp ferrule: copper, nickel plated.
- Gasket and seal rings: silicone rubber
- Heat-shrink tubing: thermofit plastic.

Interface Dimensions

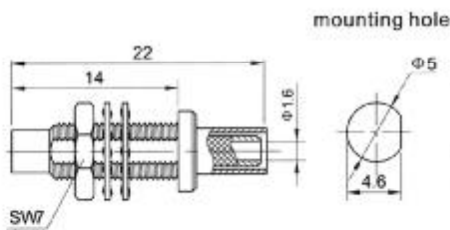




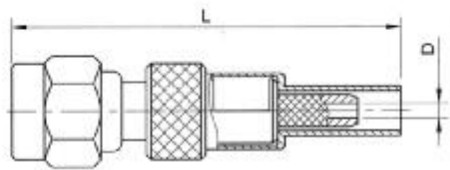
Type	part number	suitable cable	D	Note
SMC-KB2	0520-6601	B2	Φ2.2	
SMC-KB3	0520-6602	B3	Φ3.6	



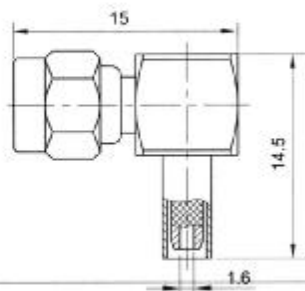
Type	part number	suitable cable	D	Note
SMC-KWB2	0540-6501	B2	Φ2.2	
SMC-KWB3	0540-6502	B3	Φ3.6	



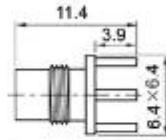
Type	part number	suitable cable	Note
SMC-JY3	0510-2501	3	



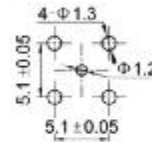
Type	part number	suitable cable	L	D	Note
SMC-K2	0520-6503	2	24.2	Φ0.9	
SMC-K3	0520-6504	3	28	Φ1.6	



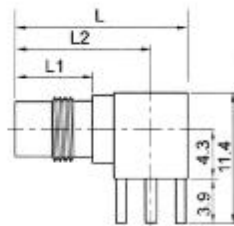
Type	part number	suitable cable	Note
SMC-KW3	0540-6601	3	



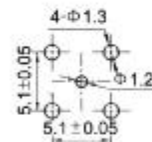
mounting hole



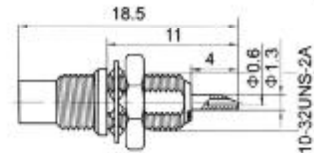
Type	part number	Note
SMC-JHD	0510-5801	



mounting hole



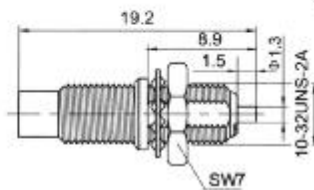
Type	part number	L	L1	L2	Note
SMC-JWHD	0530-5801	15.5	7.1	12.3	
SMC-JWHD1	0530-5802	21.6	13.2	18.4	



mounting hole



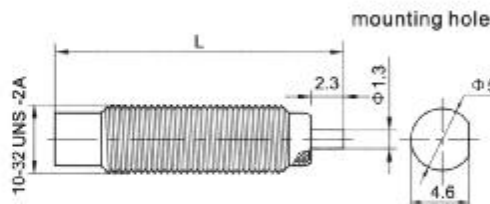
Type	part number	Note
SMC-JYD	0510-2801	



mounting hole



Type	part number	Note
SMC-JYDA	0510-2804	



mounting hole

Type	part number	L	Note
SMC-JYD1	0510-2802	24.3	
SMC-JYD2	0510-2803	20	