


**SERIES SAA
RF COAXIAL CONNECTORS**



SAA connectors are miniature push-pull self-latching style connectors. The SAA connector series is recommended for use in confined areas where the use of wrenches is not practical.

Key performance

Characteristic impedance: 50 Ω

Frequency range: 0~6GHz

Contact resistance:

Center conductor : ≤ 10.0m Ω

Out conductor : ≤ 3.0 m Ω

Insulation resistance : ≥ 1000M Ω

Insulator voltage withstanding : 750V

VSWR : ≤ 1.35

Connector durability : 500

Applicable spec/std: DIN47297

Material

Center contacts:

Male---brass, gold plated.

Female---beryllium copper, gold plated

Bodies and other metal parts:

brass, gold or nickel plated

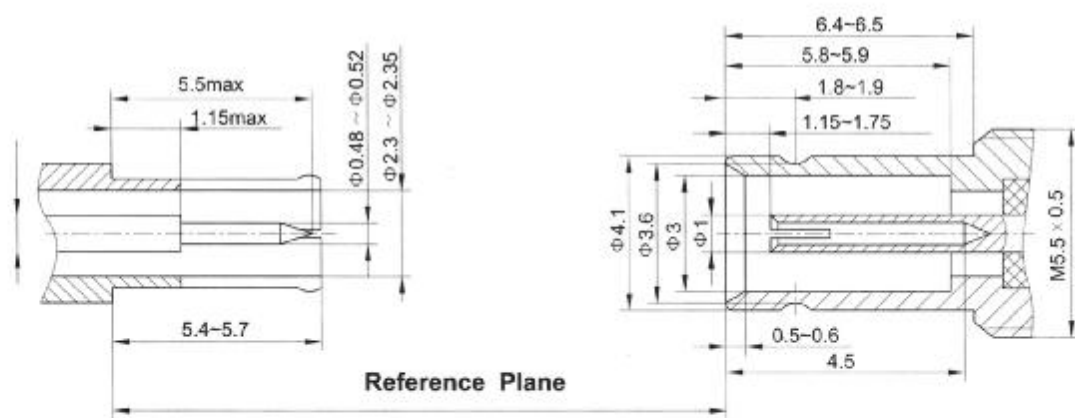
Insulators: Teflon

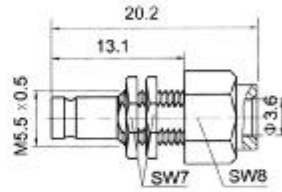
Crimp ferrule: copper, nickel plated.

Gasket and seal rings: silicone rubber

Heat-shrink tubing: thermofit plastic.

Interface Dimensions



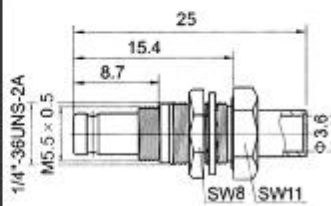


mounting hole

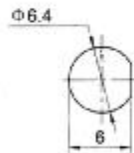


Type part number suitable cable Note

SAA-KYB3 0220-2601 B3

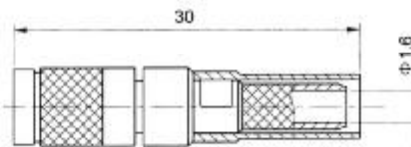


mounting hole



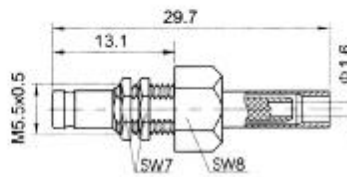
Type part number suitable cable Note

SAA-KYB3A 0220-2602 B3

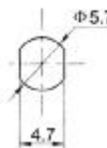


Type part number suitable cable Note

SAA-J2.5C 0211-6506 3

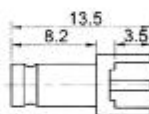


mounting hole

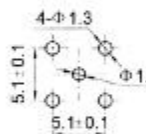


Type part number suitable cable Note

SAA-KY3 0220-2501 3

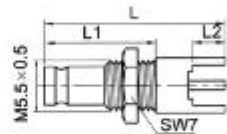


mounting hole

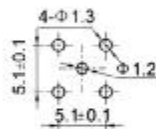


Type part number suitable cable Note

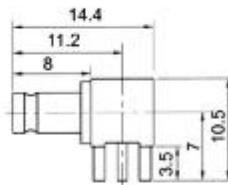
SAA-KMU 0220-5801



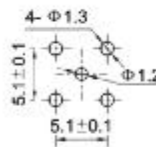
mounting hole



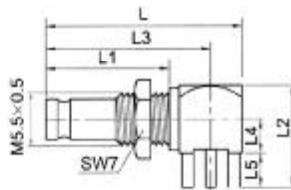
Type	part number	L	L1	L2	Note
SAA-KYHD	0220-7801	19.5	12	3.5	
SAA-KYHD1	0220-7802	18	11	5	



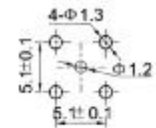
mounting hole



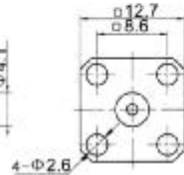
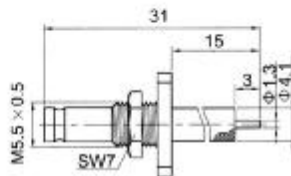
Type	part number	Note
SAA-KWHD	0240-5802	



mounting hole



Type	part number	L	L1	L2	L3	L4	L5
SAA-KYWHD1	0240-7802	20.5	14	10.5	17.3	3.5	3.5
SAA-KYWHD3	0240-7804	23	11	12	20	4.7	3.9
SAA-KYWHD4	0240-7805	33.4	11	22	30.4	14.7	3.9



Type	part number	Note
SAA-KFD	0220-0001	