


**SERIES DSB
RF COAXIAL CONNECTORS**



Series DSB are mainly used in series D-SUB connector mix assembled in high/low frequency and are suitable to assemble with 3-5mm flexible cable.

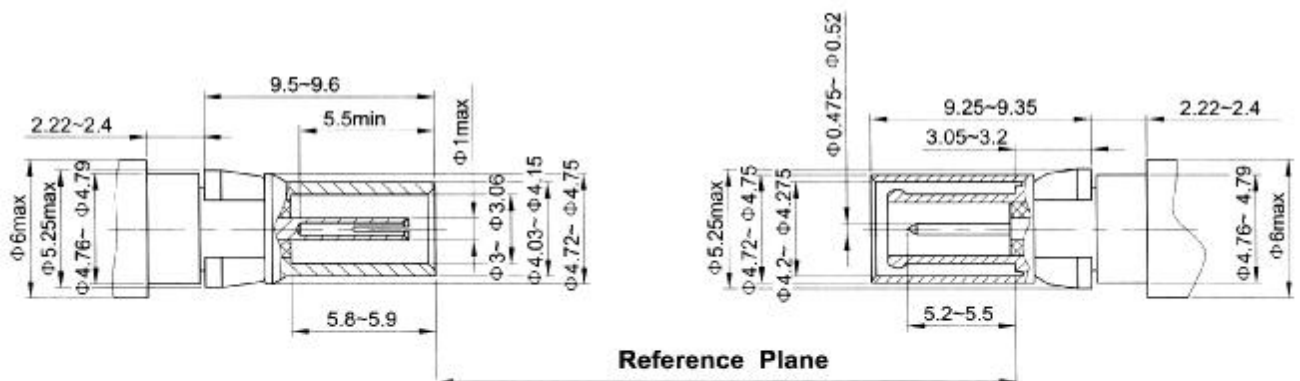
Key performance

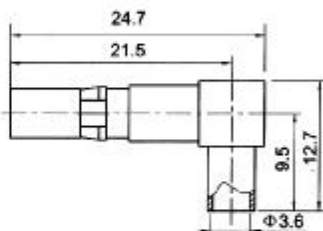
- Characteristic Impedance : 50 Ω
- Frequency range : 0-1GHz
- Contact resistance :
 - Center conductor ≤ 6.0m Ω
 - Out conductor ≤ 2.0m Ω
- Insulation resistance : ≥ 500M Ω
- Insulator voltage withstanding : 500V
- VSWR : ≤ 1.30
- Connector durability : 500 cycles
- Applicable spec/std : MIL-C-24308**

Material

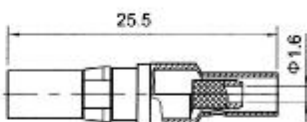
- Center contacts:
 - Male---brass, gold plated.
 - Female---beryllium copper, gold plated
- Bodies and other metal parts:
 - brass, gold plated
- Insulators: Teflon
- Crimp ferrule: copper, nickel plated.
- Gasket and seal rings: silicone rubber
- Heat-shrink tubing: thermofit plastic.

Interface Dimensions

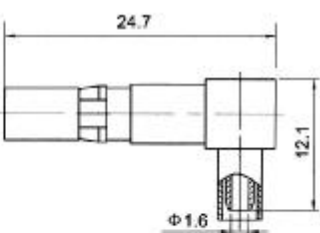




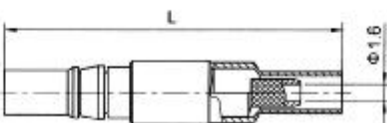
Type	part number	suitable cable	Note
DSB-JWB3	1830-6601	B3	



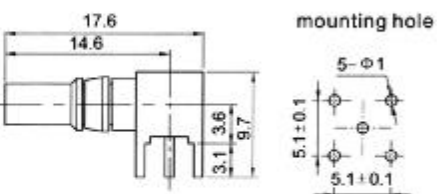
Type	part number	suitable cable	Note
DSB-J3	1810-6500	3	



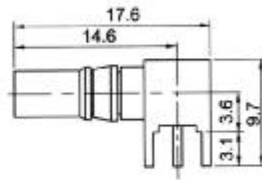
Type	part number	suitable cable	Note
DSB-JW3A	1830-6500	3	



Type	part number	suitable cable	L	Note
DSB-K3Y	1820-6500	3	31.4	
DSB-K3YA	1820-6501	3	26.3	



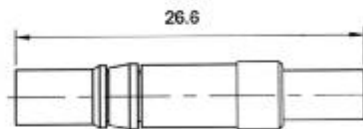
Type	part number	suitable cable	Note
DSB-JWHD	1830-5800		



mounting hole



Type	part number	Note
DSB-KWHD	1840-5800	



Type	part number	Note
DSB-KK	1801-6900	