


SERIES D4 RF COAXIAL CONNECTORS



Series D4 RF coaxial connectors are mainly used in series D-SUB connector mix assembled in high/low frequency and are suitable to assemble with 3-5mm flexible cable.

Key performance

Characteristic Impedance : 50Ω

Frequency range : 0-1GHz

Contact resistance :

Center conductor $\leq 6.0m \Omega$

Out conductor $\leq 2.0m \Omega$

Insulation resistance : $\geq 500M \Omega$

Insulator voltage withstanding : 500V

VSWR : ≤ 1.30

Connector durability : 500 cycles

Applicable spec/std : MIL-C-24308

Material

Center contacts:

Male---brass, gold plated.

Female---beryllium copper, gold plated

Bodies and other metal parts:

brass, gold plated

Insulators: Teflon

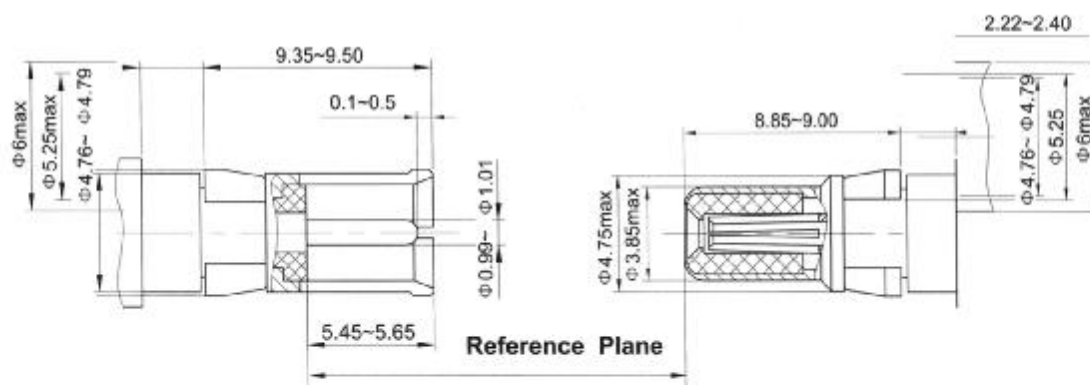
Crimp ferrule: copper, nickel plated.

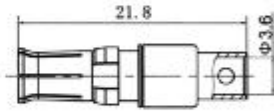
Gasket and seal rings: silicone rubber

Heat-shrink tubing: thermofit plastic.

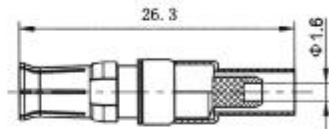
2.22-2.40

Interface Dimensions

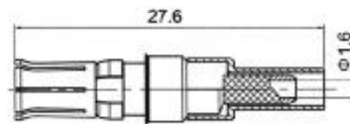




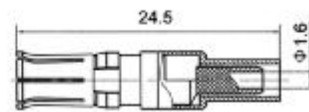
Type	part number	suitable cable	Note
D4-JB3	2910-6601	B3	



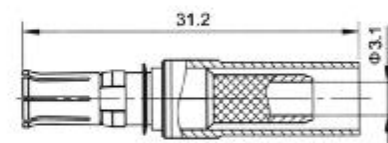
Type	part number	suitable cable	Note
D4-J2.5CF	2911-6501	3A	



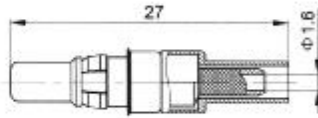
Type	part number	suitable cable	Note
D4-J3	2911-6502	3	



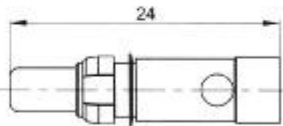
Type	part number	suitable cable	Note
D4-J3A	2911-6503	3A	



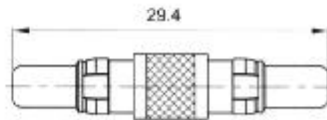
Type	part number	suitable cable	Note
D4-J223F	2911-6504	RG223	



Type	part number	suitable cable	Note
D4-K3Y	2920-6501		3



Type	part number	suitable cable	Note
D4-K223H	2920-6503	RG223	



Type	part number	Note
D4-KK	2900-6900	